

P-Town Saloon; formerly Molitor School
 Foss Lake Ranger Station
 Ron and Holly Sromek Home; formerly part of Foss Lake Ranger Station
 Jackie Ogle Home; formerly Anton Anderson Home
 Krug's Northwoods Game Bird, Inc.; formerly Julius Griesbach Farm

POPULATION

The town of Grover has grown in the past 50 years as the diagram below shows. We are a rural township of residences and some small farms. We are located approximately 20 miles from the county seat, (Medford). The demographics are changing to a more residential community. The area around some of the lakes is densely populated. Many homes surrounding some lakes are occupied by seasonal residents.

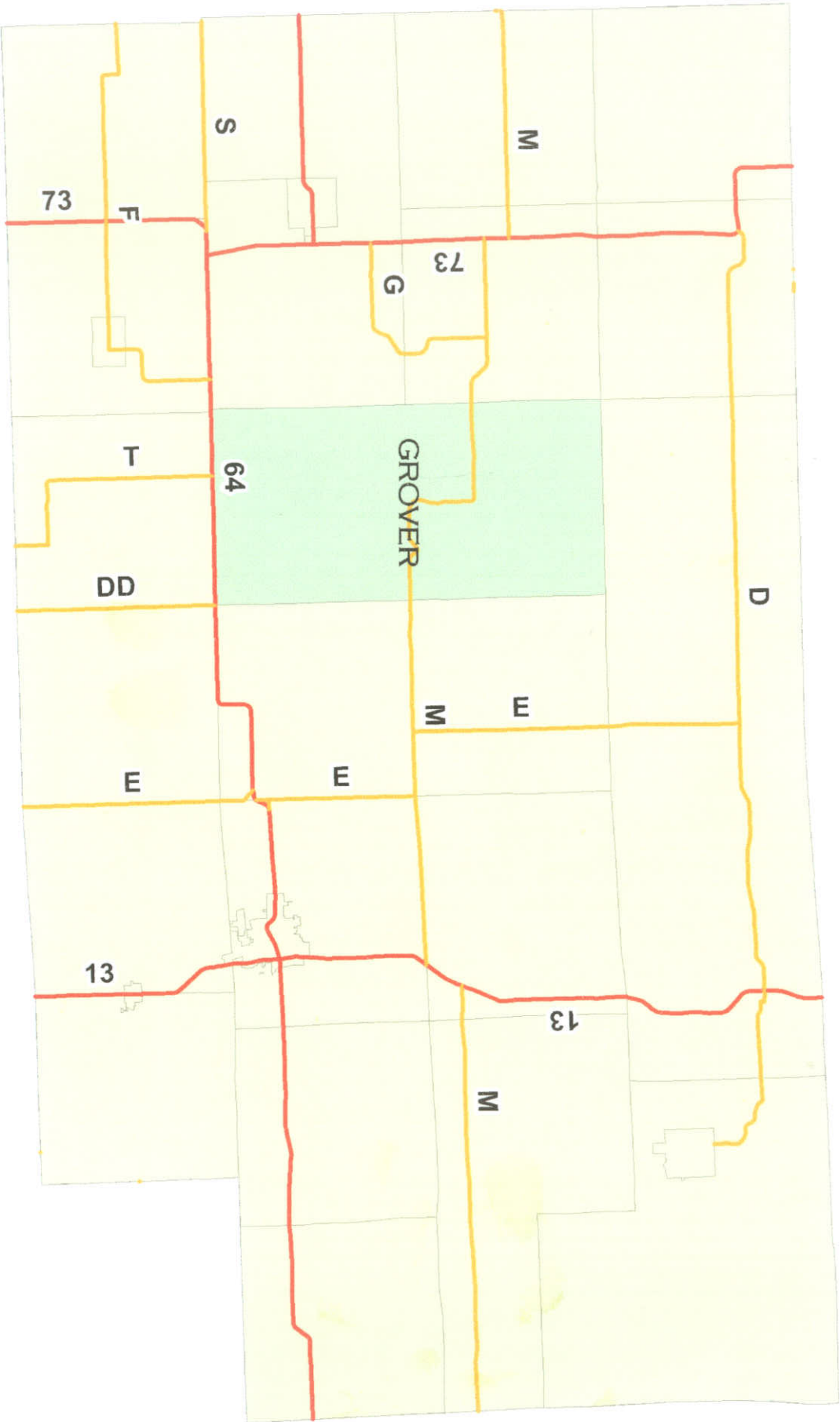
According to the 2000 United States Census Bureau, the town of Grover had a population of 233 people, 93 households, and 70 families residing in the town. Of the 233 people, 118 were males and 115 were females. The majority of the population is between the ages of 35 and 44. The median age is 39.60 years. The population density was 1.3/square km (3.3/square mi). There were 135 housing units at an average density of 0.7/square km (1.9/square mi). The racial makeup of the town was 97.42% White and 2.58% Native American. Hispanic or Latino of any race was 0.43% of the population. The chart below shows the breakdown of the ages of the residents in the town of Grover according to the 2000 census information. See attached Grover: Population Dispersment Chart for details.

Age Group	
Under 9 years of age	28
Ages 10-19	33
Ages 20-34	32
Ages 35-54	80
Ages 55-64	23
Ages 65-84	31
Ages 84 and over	6

There were 93 households out of which 28% had children under the age of 18 living with them, 72% were married couples living together, 1.1% had a female householder with no husband present, and 23.7% were non-families. 21.5% of all households were made up of individuals and 10.8% had someone living alone who was 65 years of age or older. The average household size was 2.51 and the average family was 2.89.

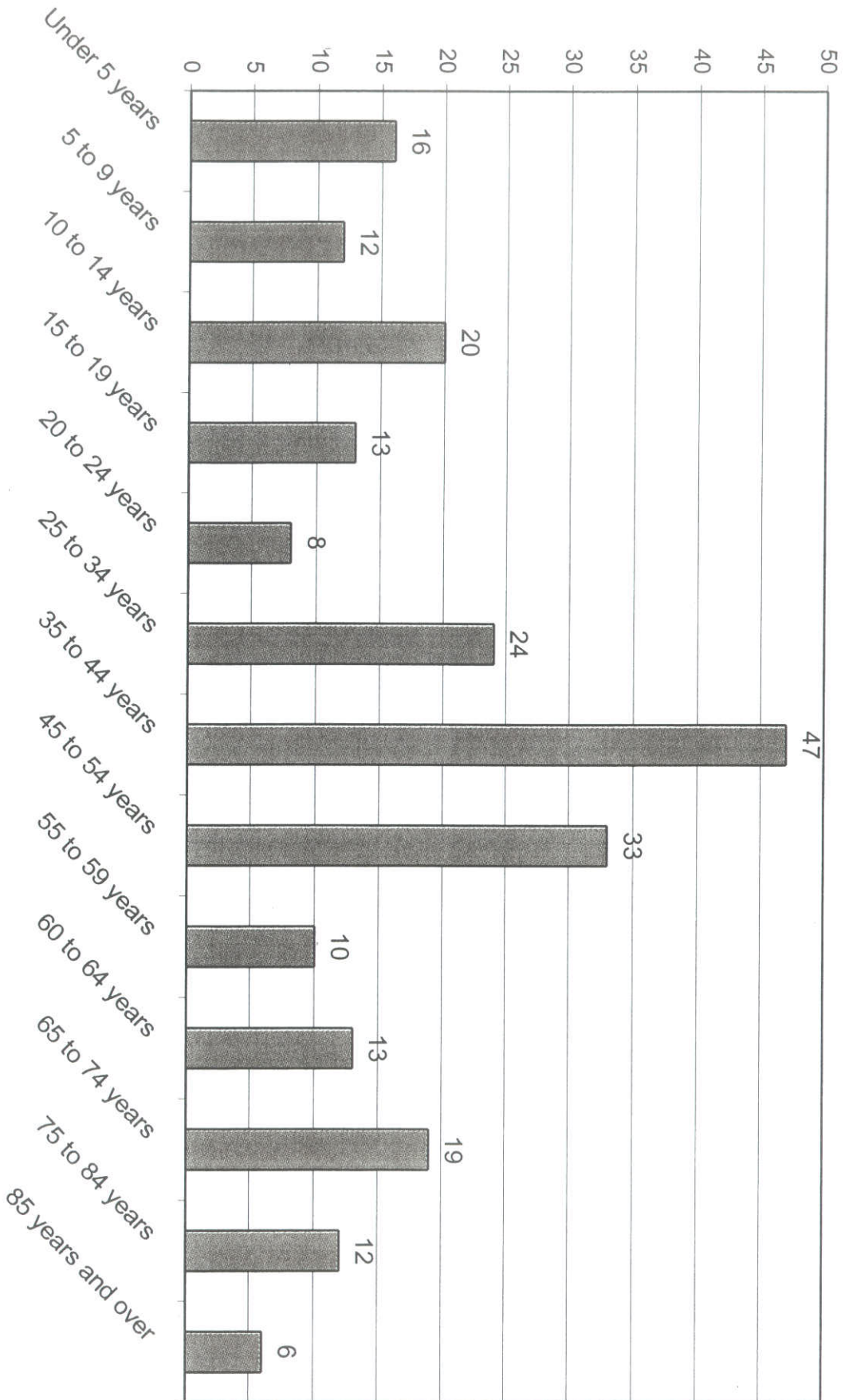
The population is spread out with 22.7% under the age of 18, 6.9% from 18-24, 30.5% from 25 to 44, 24% from 45-64, and 15.9% who were 65 years of age or older. The median age was 40 years. For every 100 females there were 102.6 males. For every 100 females age 18 or older, there were 102.2 males.

**LOCATION OF GROVER TOWNSHIP
IN TAYLOR COUNTY, WISCONSIN**



Map Location Of Grover Township

Grover: Population Dispersment



See attached Grover-Population 1970-2000 graph for details. See the chart below for the population from 1950 to 2000.

Population 1950-2000

Year	1950	1960	1970	1980	1990	2000
T. Grover	266	232	210	229	214	233

The following population growth projections are based on information provided by the Demographics Service Center. The growth rate for the town of Grover in the past fifty years is 13% which is about the same as 13.6% for Taylor County. See the chart below for the population projection for 2010 to 2030.

Population Projections 2010-2030

Year	2010	2015	2020	2025	2030
T. Grover	251	262	271	280	NA

Population Comparison 2000 Census

	Grover	Hammel	Molitor	Taylor County
Year 2000	233	735	263	19,680

See attached Total Population by Selected Municipalities, Taylor County: 1970-2000 graph for details. The Town of Grover’s estimated rate of increase in population between 1950-2000 was 42%. Most of the increase took place between 1990-2000. The growth rate between 1950-1980 was 8.9%. Population estimate by the year 2007 was 234. See attached 2004 Estimated Population of Taylor County by Municipality and Percent Change in Population by Municipality 2000-2004 chart for details.

EDUCATION

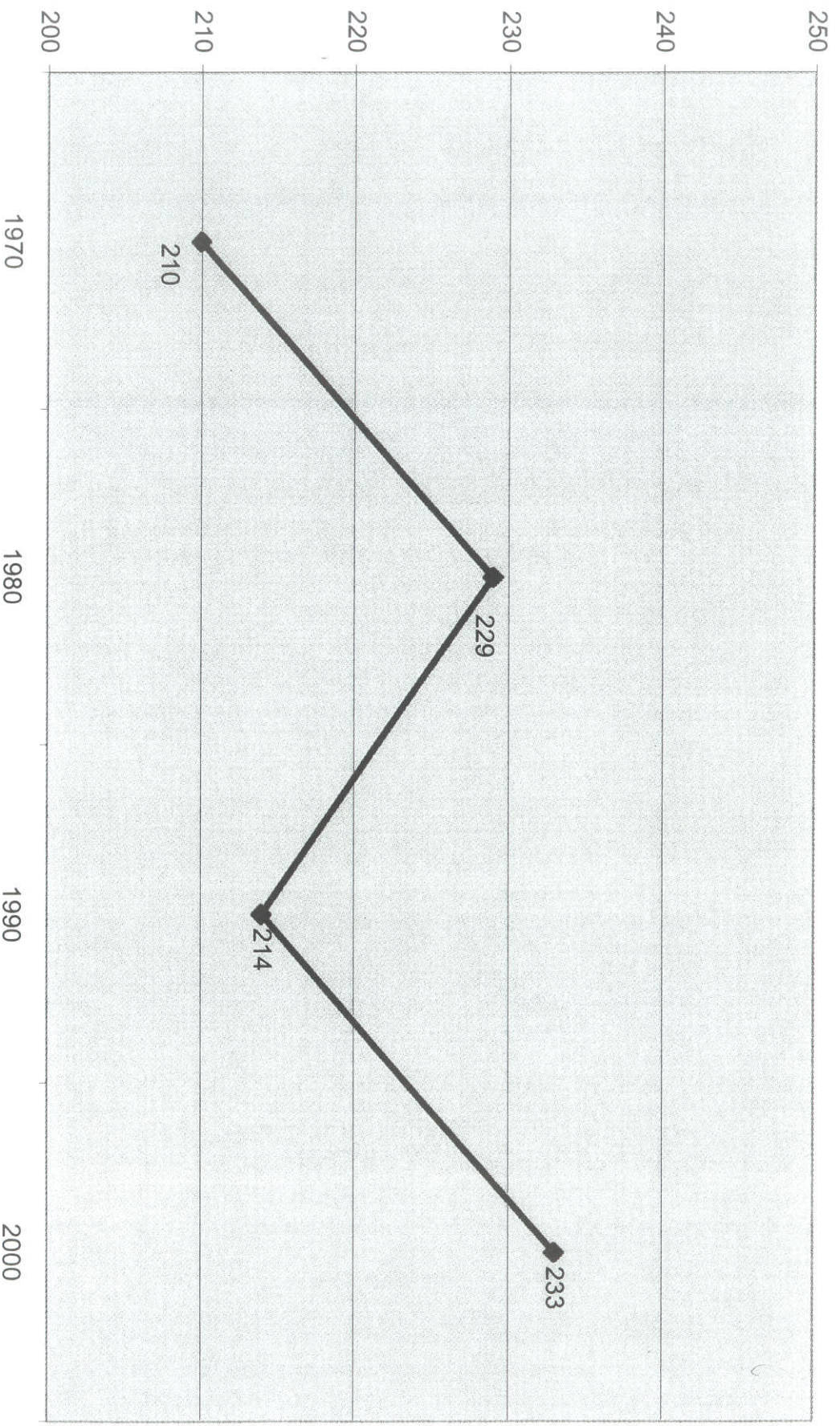
The town of Grover is part of the Gilman School District except for the southeast corner of the town of Grover which is in the Medford School District. The Gilman School District’s Elementary, Middle, and High Schools are located in the Village of Gilman. The Medford School District’s Elementary, Middle, and High Schools are located in the City of Medford. The township is part of the NTC (Northcentral Technical College - West Campus) in Medford. Holy Rosary Catholic School and Immanuel Lutheran School are private elementary schools in the area that are located in the City of Medford.

In 2000 the total enrollment from the town of Grover was 46 students.

School Enrollment

Nursery School	0
Kindergarten	6
Elementary 1-8	26
High School 9-12	12
College and Graduate School	2

Grover: Population 1970-2000



Total Population by Selected Municipalities, Taylor County, Wisconsin: 1970-2000


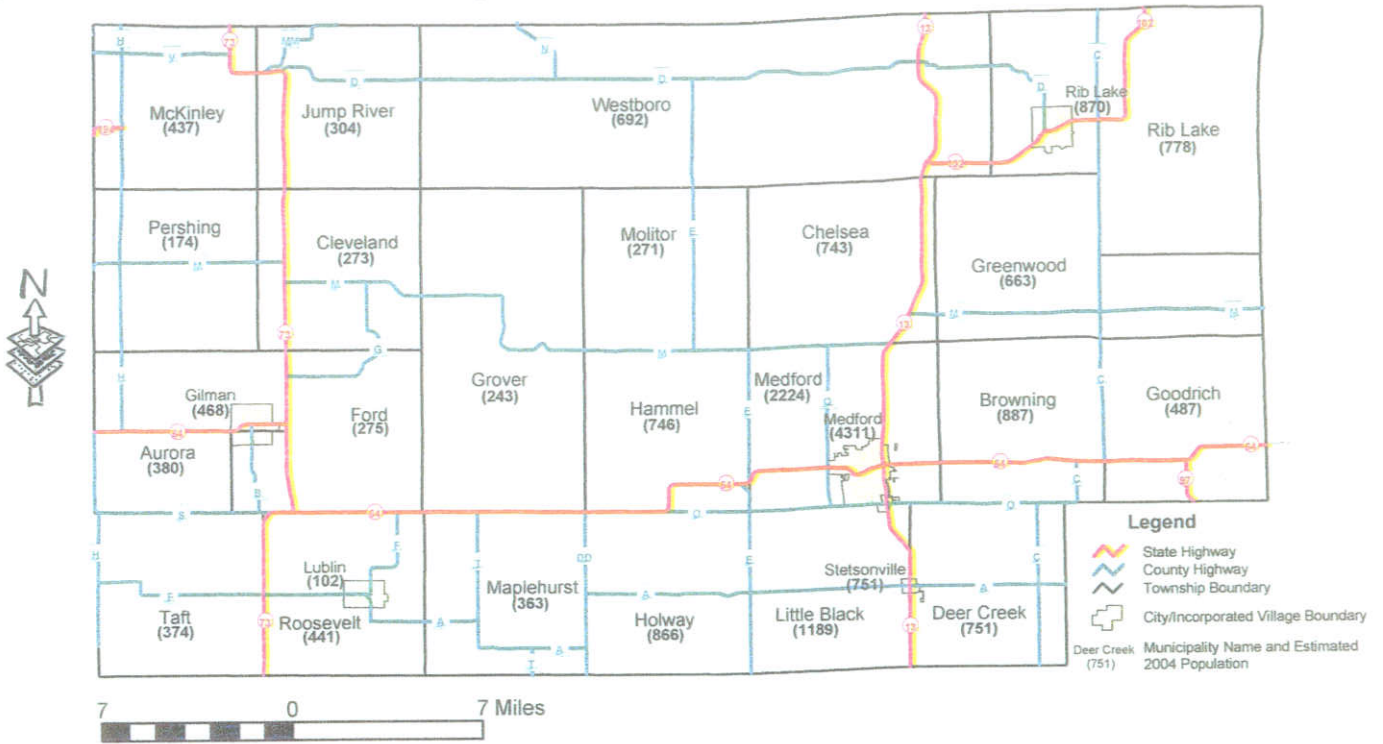
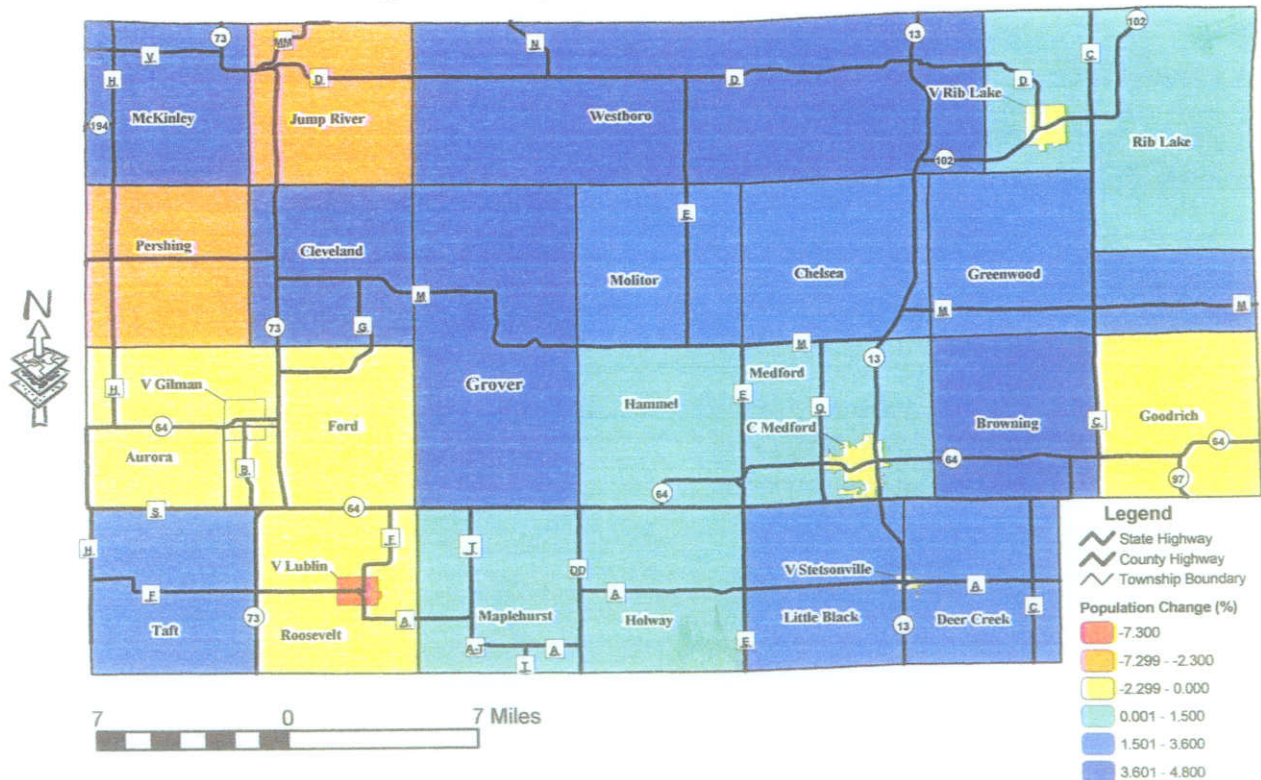


Figure 6. 2004 Estimated Population of Taylor County by Municipality



Data Source: Wisconsin Department of Administration

Figure 7. Percent Change in Population by Municipality 2000-2004



Data Source: Wisconsin Department of Administration